

PROFILE OF LE CENTER

LE SUEUR COUNTY, MINNESOTA

QUICK FACTS



2,562

Population Estimate



964

Households



2.6

Avg. HH Size



35.4

Median Age



5.7%

Preschool Age (0-4)



12.9%

Older Adult Age (65+)



12.4%

Population W/a disability

The City of Le Center is located in Le Sueur County in the state of Minnesota. As the county seat, Le Center is home to the county government center built in 1896 and the newly constructed justice center, and the county fairgrounds. The city limits are just under 1.7 square miles with about 200 undeveloped acres. With a population of 2,500, it is the fourth largest city within the county.

Le Center's proximity to other economic hubs.

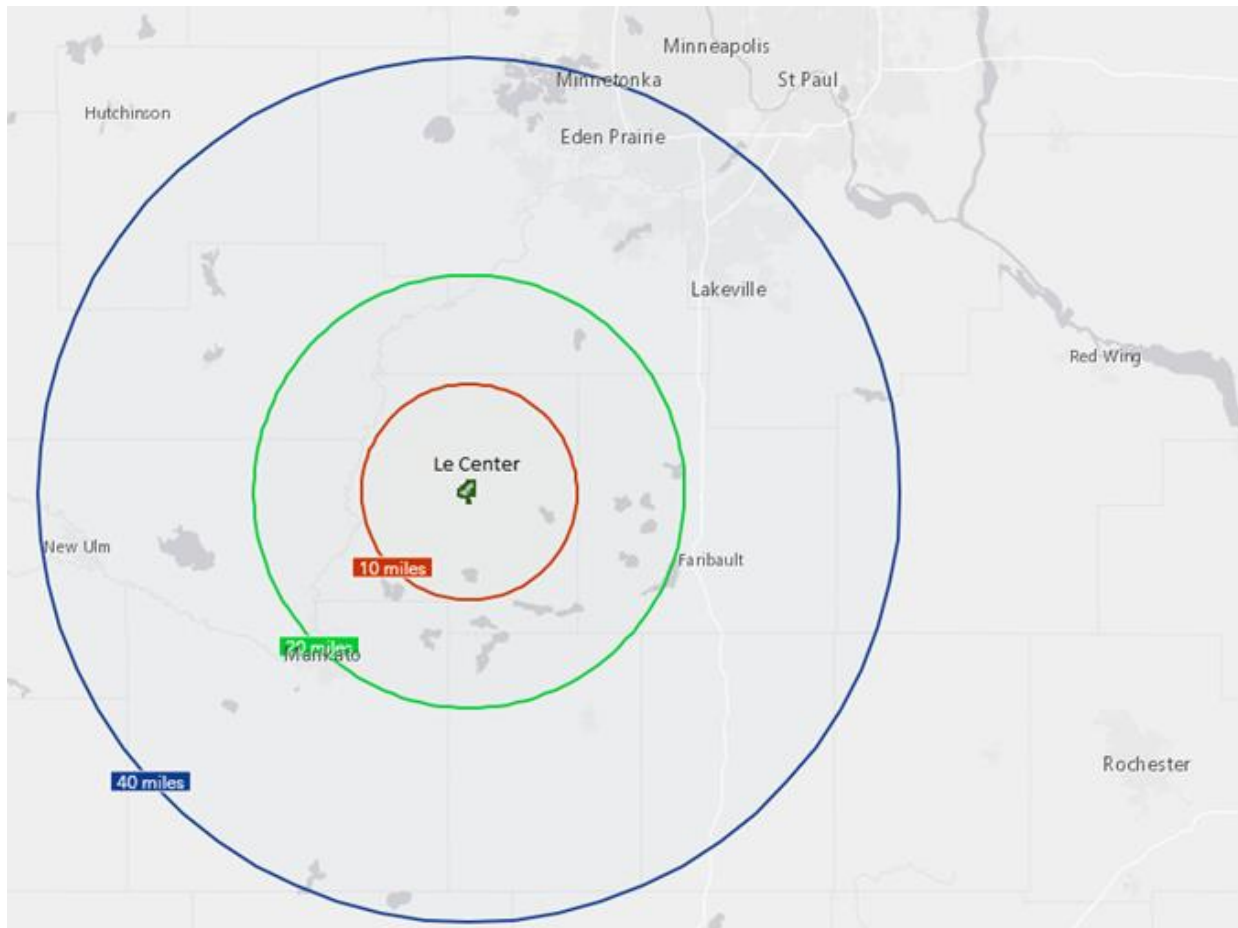
63 driving miles, 1 hour 15 minutes from Minneapolis

13 driving miles, 20 minutes from St. Peter

27 driving miles, 36 minutes from Mankato

39 driving miles, 54 minutes to Shakopee

84 driving miles, 1 hour 37 minutes from Rochester



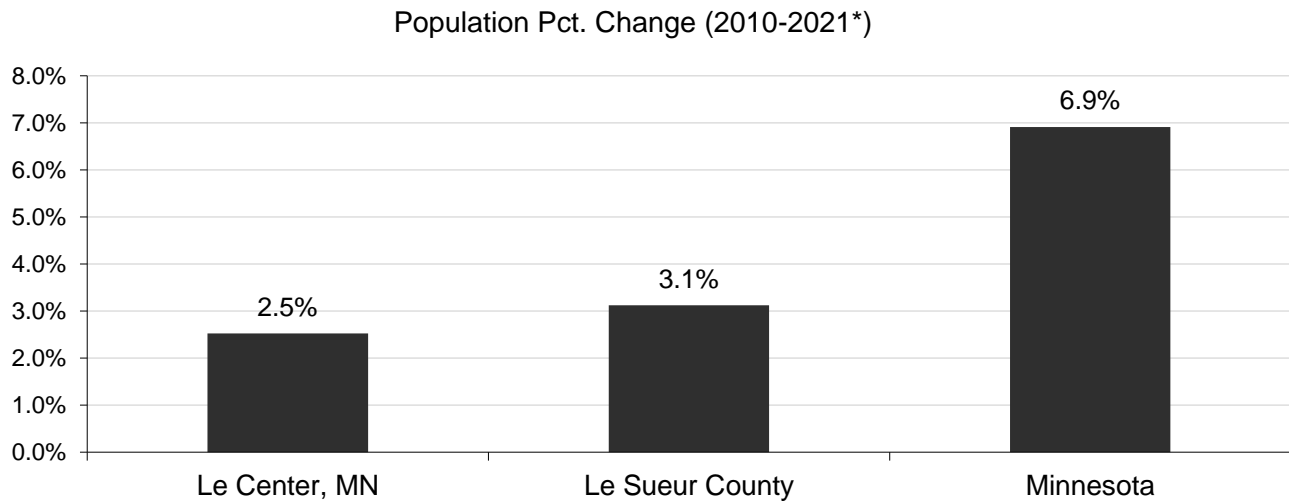
Readers Note

The data reported in this profile is primarily from the 2021 American Community Survey (ACS) 5-Year estimates. The U.S. Census Bureau ACS survey samples approximately 3.5 million addresses each year. The ACS creates period estimates, which means they represent the social, economic, housing, and demographic characteristics of the population over a specific data collection period. The 1-year estimates are for areas with populations of 65,000 or more and 5-year estimates are for all areas. The 5-year estimates aggregate 60 months of collected data making them less current but with small margins of error than 1-year estimates.

Additionally, the margin of error for the estimates are not reported. ACS estimates are based on a sample and are subject to sampling error. The margin of error measures the degree of uncertainty caused by sampling error and communicates the precision of the estimate at a given confidence level. The Census Bureau reports statistics at a 90 percent confidence level, meaning a 10 percent chance of incorrect inference for all estimates exists.

Population

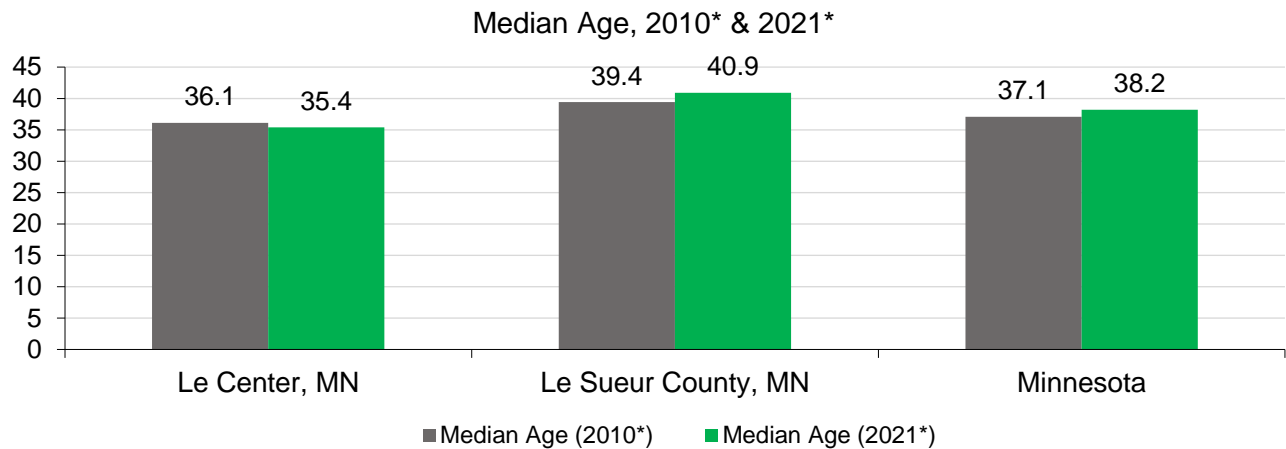
Le Center had the lowest percentage of change in population from 2010 to 2021 when compared to the geographic boundaries of the county and state, gaining approximately 63 residents during the period.



Source: U.S. Census 2010 Decennial Summary File 1; 2021 ACS 5-year estimate



Residents of Le Center are younger than those living in the county or the state. From 2010 to 2021, the median age estimate increased the most in Le Sueur County (3.8% increase) and decreased the most in Le Center (1.9% decrease).



* ACS 5-year estimates used. 2021 represents average characteristics from 2017-2021; 2010 represents 2006-2010.

The median age is reflective of the distribution of the population. All have about 23% of their respective populations under age 18, but Le Center has the highest percentage of residents in the 18-34 age category and the least over 65 years old.

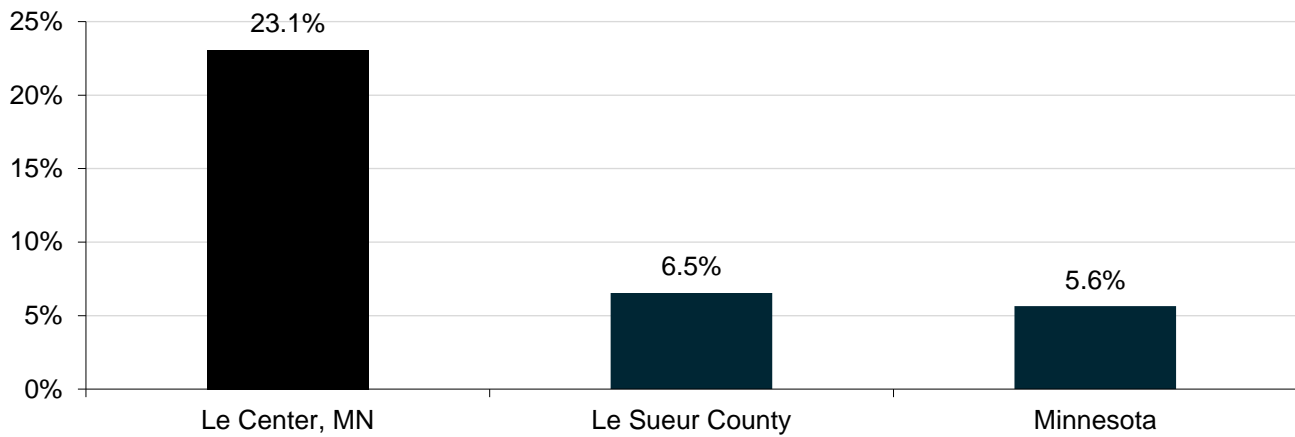
Percent of Total Population, 2021	Le Center	Le Sueur	Minnesota
Under 18	22.7%	23.9%	23.3%
18-34	26.8%	18.3%	22.1%
35-44	12.5%	12.9%	13.0%
45-64	25.1%	27.4%	25.6%
65 and over	12.9%	17.5%	15.9%

Le Center has more racial diversity among its residents than the county but less than the state.

Percent of Total Population, 2021	Le Center	Le Sueur	Minnesota
White alone	87.9%	94.0%	80.7%
Black or African American alone	0.0%	0.8%	6.6%
American Indian alone	0.0%	0.3%	0.9%
Asian alone	0.0%	0.4%	5.0%
Native Hawaii & Other Pacific Is. alone	0.0%	0.0%	0.0%
Some other race alone	7.3%	2.4%	2.1%
Two or more races	4.8%	2.2%	4.6%

In the 2017-2021 period, Le Center, MN had the highest estimated percentage of the population that self-identify as Hispanic or Latino of any race (23.1%), and Minnesota had the lowest (5.6%). The term “Hispanic” refers to a cultural identification; Hispanics can be of any race.

Hispanic Population, Percent of Total, 2021*



Le Center had the highest percentage of the population (civilian non-institutionalized) with a disability compared to the county and state.

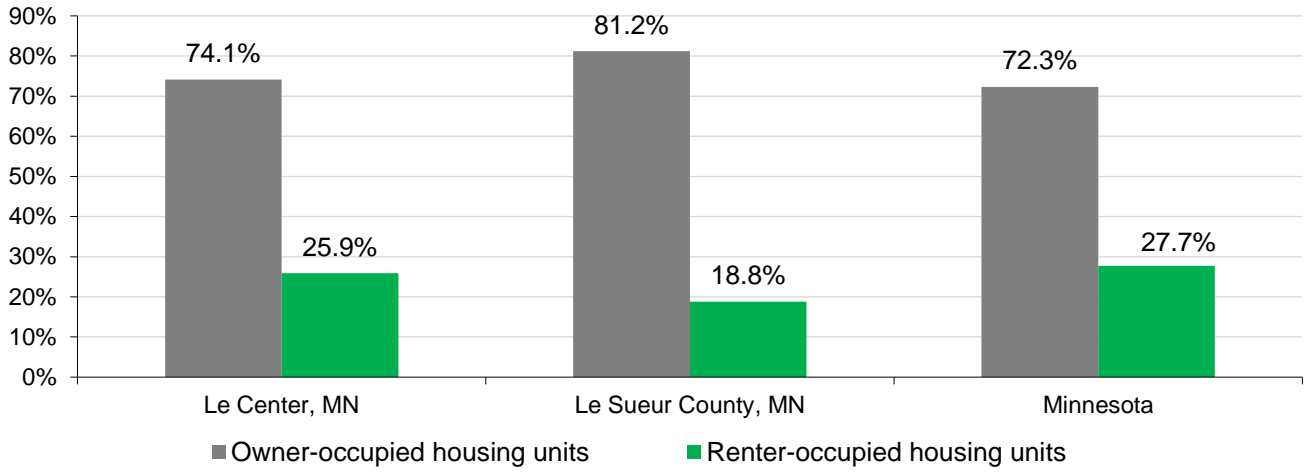
Percent of Civilian Noninstitutionalized, 2021	Le Center	Le Sueur	Minnesota
With a disability total	12.4%	11.0%	11.0%
With a hearing difficulty	2.4%	4.1%	3.4%
With a vision difficulty	1.4%	1.2%	1.6%
With a cognitive difficulty	6.2%	4.6%	4.7%
With an ambulatory difficulty	4.5%	4.3%	4.9%
With a self-care difficulty	1.5%	1.6%	2.1%
With an independent living difficulty	7.0%	3.8%	4.8%

Within the city limits of Le Center, there is an estimated 964 households with an average household size of 2.61, slightly higher than the county or state. A household is all the people who occupy a housing unit as their usual place of residence regardless of relation by birth, marriage, or adoption.

Percent of Total Households, 2021	Le Center	Le Sueur	Minnesota
Average household size	2.61	2.52	2.49
Households with one or more people under 18 years	30.4%	31.9%	29.8%
Households with one or more people 65 years and over	28.2%	31.1%	28.3%
Householder living alone	25.9%	23.6%	28.8%

Le Center has a higher percentage of households owning their housing unit than the state but less than the county.

Housing Tenure, Total Households, 2021*



QUICK FACTS



\$60,833
Median HH
Income



15.9%
Bachelor's degree
or higher



133
Businesses



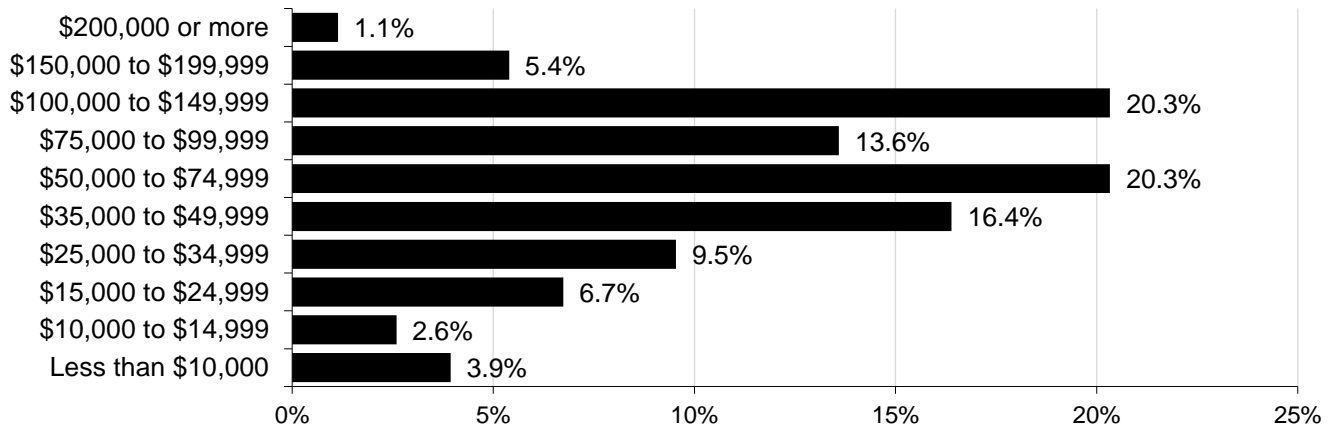
1,404
Employees



12.4%
Uninsured

Le Center had the lowest median household income of the three geographies being compared. The county had the highest estimated at \$80,425; followed by the state at \$77,706; rounded out by Le Center's households at \$60,833. In the 2017-2021 period, the income category with the most households was \$50,000 to \$74,999 and \$100,000 to \$149,000.

Household Income Distribution, Le Center, 2021*



Eighty Six percent of the population 25 years or older have graduated from high school or equivalent general education development (GED). Le Center has lower educational attainment percentages than that of the county and state.

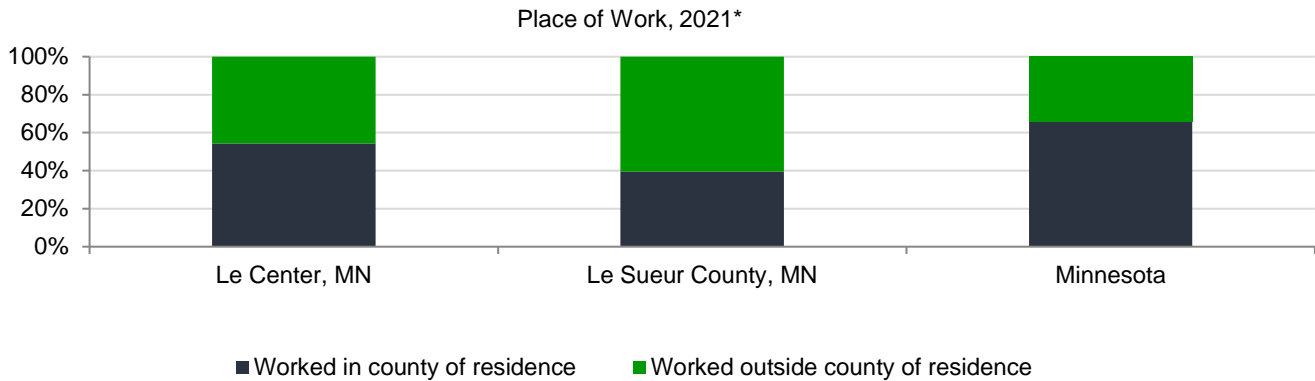
Percent of Total Population 25 yrs or older, 2021	Le Center	Le Sueur	Minnesota
No high school degree	13.6%	5.2%	6.4%
High school graduate	86.4%	94.8%	93.6%
Associates degree	14.8%	14.0%	11.6%
Bachelor's degree or higher	15.9%	23.8%	37.6%

Yet, Le Center has higher labor force participation rates among the educational attainment distinctions than the county and state in most. Overall, the labor force participation rate of the population 16 years or older in Le Center is 72.0%

Labor Force Participation by education attainment (Population 25 to 64 years old), 2021

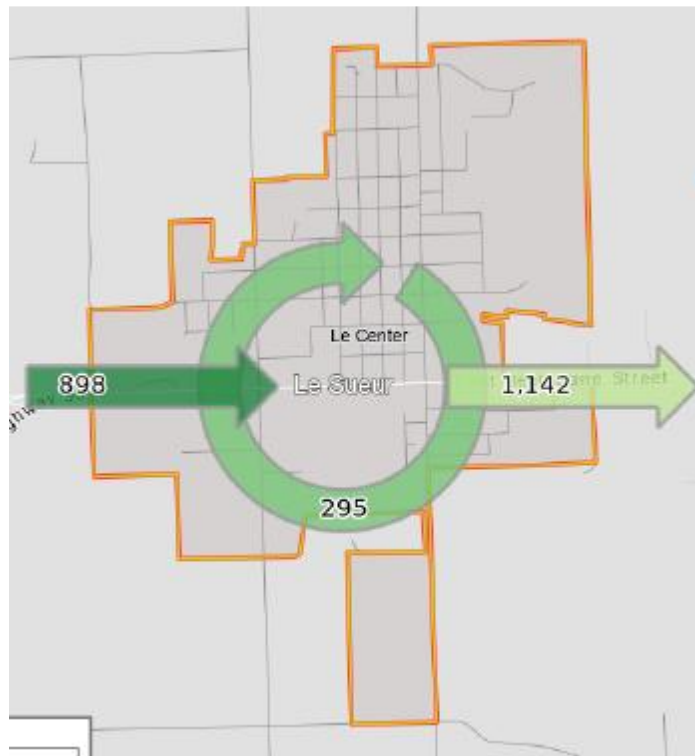
	Le Center	Le Sueur	Minnesota
No high school degree	85.6%	78.8%	66.6%
High school graduate	91.6%	85.6%	77.3%
Some college or associates degree	84.1%	88.0%	85.1%
Bachelor's degree or higher	94.0%	91.5%	90.3%

The top three industries of the Le Center civilian employed population 16 years or over are manufacturing (21.9%), Education, health care, & social assistance (20.5%), and Construction (16.0%). More than half (54.3%) are estimated to work within the county (not necessarily the city) and 45.7% worked outside the county.



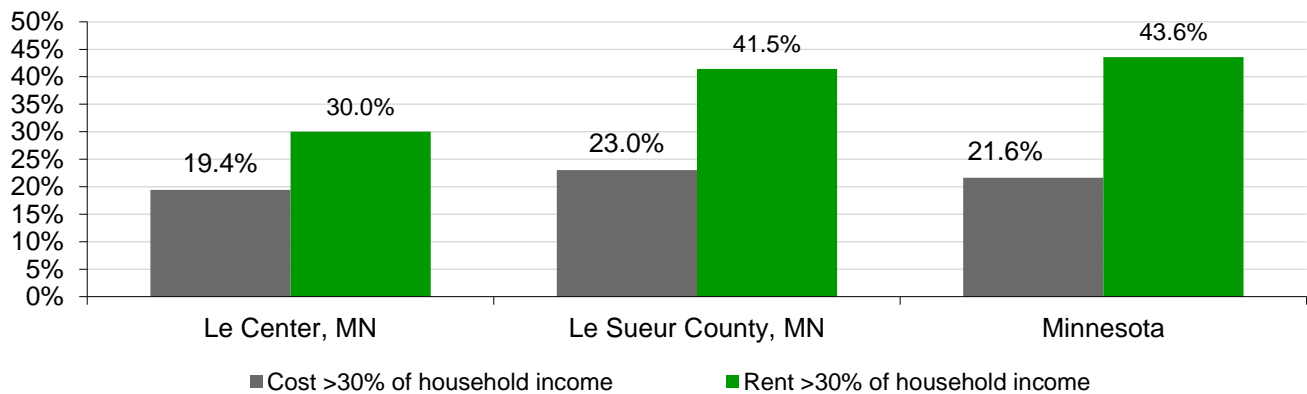
Sourced from ESRI, Le Center has 133 businesses within the community which employ 1,404. See supplement reports for more business dynamics.

Using another tool from U.S. Census for 2019, 898 come to Le Center for employment, and 295 live and work within the community, while another 1,142 residents leave their community for employment elsewhere.



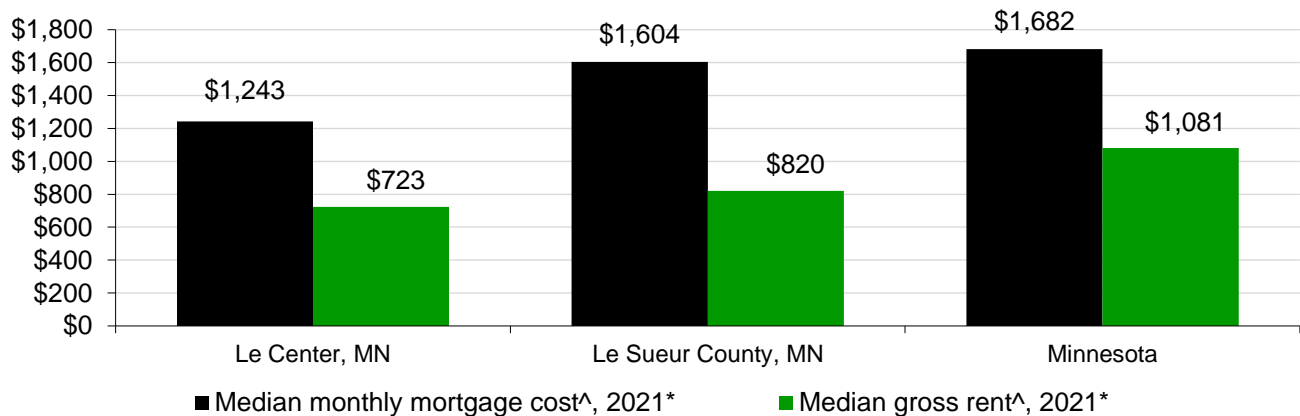
Residents of Le Center are not as cost burdened as the county and state for the owners and renters within the community.

Housing Costs as a Percent of Household Income, 2021*



Le Center residents are paying lower median mortgage and rental costs compared to the county and state.

Median Monthly Mortgage Costs and Gross Rent, 2021*



About 12% of the population in Le Center are uninsured for health.

Percent of population health insurance coverage, 2021	Le Center	Le Sueur	Minnesota
Insured	87.6%	94.6%	95.4%
Uninsured	12.4%	5.4%	4.6%
Private coverage	56.7%	77.9%	76.0%
Public coverage	38.4%	33.2%	32.3%